

Reynella Football Club Senior Men's Information Pack

To all players

Welcome to the 2024 season for the Southern League football.

Thank you for choosing the Reynella Football Club to start or continue your football program. The below information are guidelines on what you need to know to register with the Reynella Football Club.

If you are a new player, please make sure you follow the new player requirements.

Kind Regards

A handwritten signature in black ink, appearing to read 'Sis Inthavong', with a horizontal line underneath.

Sis Inthavong

President – Reynella Football Club

president@reynellaafc.com.au

Reynella Football Club Information

Training schedule

Preseason training will start the following times at Reynella East College or Wirreanda High School. Training will be held at both ovals until the Cricket season finishes

Updates of session will be posted the senior Facebook page. If you do not have access to the players Facebook page, please contact your coach.

Game Day Uniform

All players are expected to wear the following uniform to all games and from all games.

- RFC polo top or jumper
- RFC black track pants / Black Jeans / Black Chinos / Black slacks
 - If you don't have the RFC black track pants, plain black track pants are acceptable with NO stripes or logos.
- Black sneakers or shoes are to be worn with your pants.
- **Strictly NO SHORTS or Demin JEANS**

Compulsory Game gear requirements

- Black SFL Shorts Home games (can be purchased through the Club)
- White SFL Shorts Away games (can be purchased through the Club)
- SFL Black football Socks (can be purchased through the Club)
- Warm up Tops – to be worn during warm up sessions
- Mouth Guard
- Footy Boots
- Guernsey's are provided on Game day & to be returned to team manager after the game.

Presentations

After each round (game) all players are expected to attend game day presentations to present the top 6 SFL best on ground (BOG) for the game played. Presentations are held at the club and Hot meals will be available for sale on Saturday and Sunday. All grades that play on Saturday & Sunday will have a time slot for BOG presentations.

- **Saturday Side**

When we are playing at HOME, presentations will start at 6pm at the club. When we are playing AWAY, presentations will start at 6:30pm.

- **Sunday Side**

Sunday presentations will start at 5:30pm at the club.

All players are expected to wear the following uniform when attending presentations.

- RFC polo top or jumper
- RFC black track pants / Black Jeans / Black Chinos / Black slacks
 - If you don't have the RFC black track pants, plain black track pants are acceptable with NO stripes or logos.
- Black sneakers or shoes are to be worn with your pants.
- **Strictly NO SHORTS or Demin JEANS**

Reynella Merchandise

Merchandise will be available from the club and can be purchased through our online store. Merchandise will also be available on Saturday Home games. Please go to <http://www.reynellaafc.com.au/store> for pricing and updates.

Volunteers & Club Expectations

All players are required to read and sign the following.

- GUARDIAN/SPECTATOR CODE OF CONDUCT
- PLAYER CODE OF CONDUCT
- DRUG AND ALCOHOL POLICY
- SOCIAL MEDIA CODE POLICY


The code of conduct's and policies will be provided to you by your team manager. You are required to sign the forms and hand it back to your team manager.




All Players are required to download and read the Players Handbook that will outline all player requirements and club expectations.

Reynella Wineflies Team App

The Reynella Football Club will be communicating with all players and members throughout the year through the Team App application. The Reynella Team App can be downloaded on your smart device through the Apple App Store or the Google Play store.

You can sign up on a PC, smartphone or tablet.



- On a PC, please go to <https://www.teamapp.com/> and sign up for the application.
- On your smartphone or tablet, please download the “team app” application  in the apple app store  or google play store 
- Sign up and fill in all your details. Please make sure you use an email that you use every day.
- Once you have registered and downloaded the app, you need sign into your team app account with your email address
- Search for “Reynella Football Club”
- Select “Reynella Football Club” and select become a member of this team.
- Select “RFC Family & Friends” & the team you are associated with. Eg Under 13 boys
- Select continue and type in the player's name or your relationship with the player under “Access Request Message”
- Select “send”
- If you have any issues, please email info@reynellaafc.com.au

Registration Information

PLAYER REGISTRATION FEES

Player registration fees per player are

- **A & B Grade - \$485**
- **C-Grade - \$380**

SANFL AFFILIATION FEE - \$27.50

The fees include:

- Compulsory Warm up tops
- Only to be worn during warm-up sessions on Gameday.
- SFL Player affiliation fee
- Reynella Community Centre player levy
- Access to club facilities
- Insurance during game time and training sessions

The Football Club also offers a part payment program through Afterpay. Please note that there is a 7% additional charge if you chose this option.

SOUTHERN FOOTBALL LEAGUE (SFL) ONLINE REGISTRATION

NEW & RETURNING PLAYERS

Please make sure you have completed the online registration and agree with the following.

- Please go to <http://www.reynellafc.com.au/grades/seniormens>
- click on the register here link
- PlayHQ link will appear. Scroll down and click on "get started"
- Create a new Account or enter in your account from last year and follow all the prompts.
- Make sure that you order your warm-up top on the registration
- PLEASE PAY FEES WHEN YOU REGISTER ONLINE. NO PAYMENT IS MADE TO THE CLUB.

New players for Reynella FC that are transferring for another SFL club must complete the following:

- **Fill in the SA Community Football League Inc. Player Registration & Transfer Form (attached)**
- **Need to supply a copy of birth certificate. (photocopy only – NO photos)**
- **Once this is completed, then you will be able to follow the Above steps on new players registrations.**

These forms are to be emailed to seniors@reynellafc.com.au



SANFL Community Football Player Transfer Declaration Form

SECTION 1 – PLAYER DETAILS

Christian Name:	Surname:	Date of Birth:
Road/Street:	Suburb/Town:	Post Code:
Home phone:	Mobile:	Email Address:

I hereby apply for registration with the _____ Club in the _____ League/Assoc and will comply with the rules set down by the Club/League/Association and the SANFL.

SECTION 1a – PLAYING HISTORY DECLARATION

Have you been a registered player with any other Australian Football club? YES NO

If yes, please list your playing history over the last five years below. You must state which League and Club you played with and the amount of games played in each grade.

Season	League/Assoc	Club	Grade/Division	Games Played

Are you a contracted player of any Club? YES NO

Are you currently under suspension or have a suspended sentence against you? YES NO

Have you previously played with a club in the League you are making application to be transferred to: YES NO

I declare that the above particulars are, to the best of my knowledge, and belief, true and correct.

Signature of player: Date:

Signature (Club Official): Name:

***If player is under the age of 18 – Parent/Guardian signature is required.**

Signature (Parent/Guardian): Date:

If a player or official of a Club is found guilty of providing false or misleading information in this declaration then such player or official may be liable to penalties including deregistration, suspension and/or a fine not exceeding \$2000.00. The player's club may also be liable to a fine not exceeding \$2000.00 and/or the loss of premiership points in the Senior "A" grade team.

*This form does not constitute a transfer. A transfer will only be valid once fully approved and player has registered in SportsTG.



REYNELLA FOOTBALL CLUB ONLINE STORE

For all club merchandise sales, please go to
<https://reynella-football-club.square.site/>
or scan the below QR CODE



Scan Me